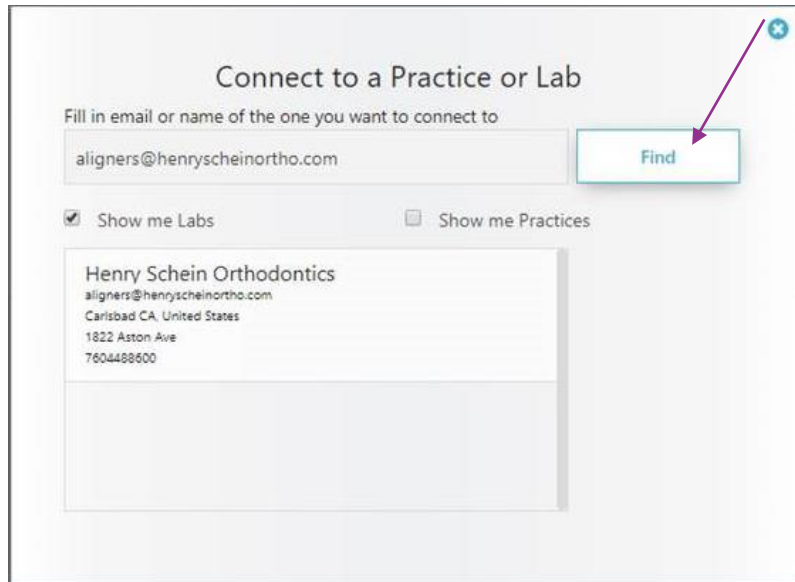


SLX[®] Clear Aligners

Connect with 3Shape



1. Login to 3Shape Communicate, click on the “Connections” tab and search Aligners@HenryScheinOrtho.com



Connect to a Practice or Lab

Fill in email or name of the one you want to connect to

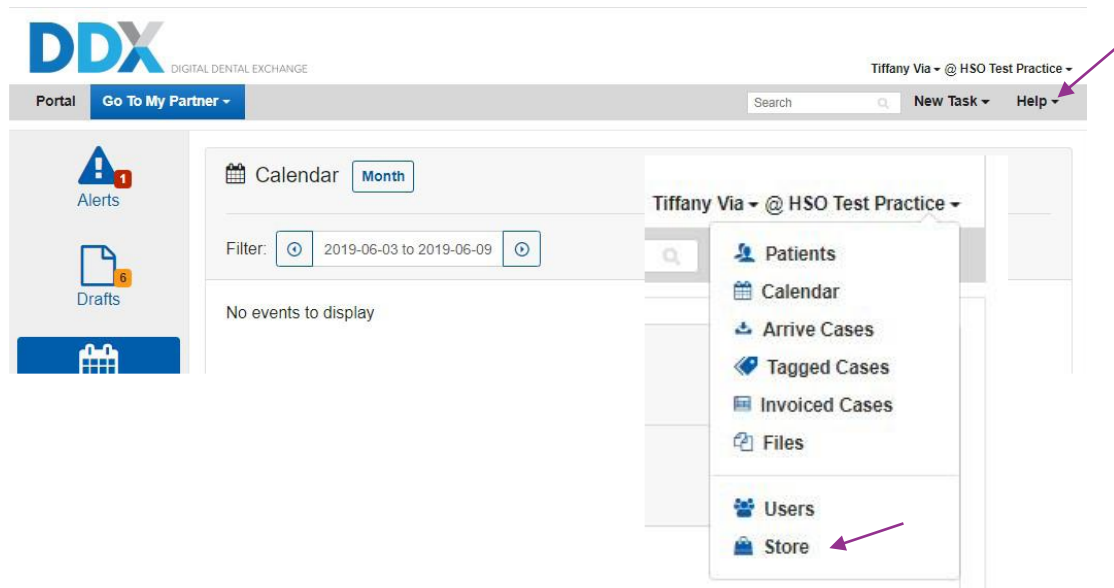
aligners@henryscheinortho.com Find

Show me Labs Show me Practices

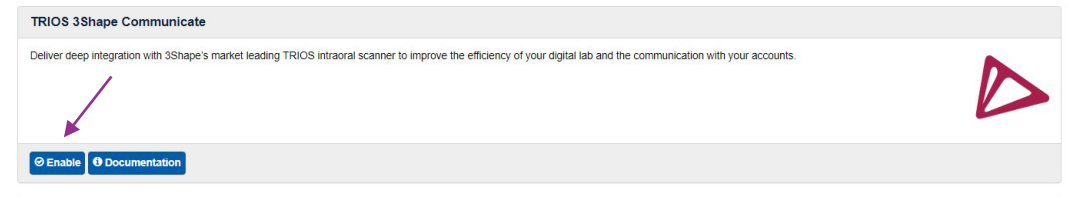
Henry Schein Orthodontics
aligners@henryscheinortho.com
Carlsbad CA, United States
1822 Aston Ave
7604488600

2. Under Settings, choose “Lab Connections” and select “Update”. The Henry Schein Ortho lab account will appear as a lab on the office’s TRIOS.
3. Logout

4. Login to DDX, click on the drop down arrow on the top right hand side of the page, to choose “Store”.



5. Scroll down and find TRIOS 3Shape Communicate and click on “Enable”.



6. Click on “Configure your add-on”.



7. Click on “Authorize” and type in the email and password of your Communicate account.



Configure 3Shape Communicate Integration

3shape 

Log On

Email


Password

Log On

8. Now the two networks are connected! Before performing a TRIOS scan, select **SLX Clear Aligners** as the receiver and DDX will create a “Draft” case.

This partnership is designed to provide even greater efficiencies to the SLX Clear Aligner system.

9. To find your “Draft” case, log into DDX and stay on the homepage / dashboard of DDX. Do not go to the SLX Aligners Lab. (Click on the DDX logo to be taken back.)
10. Click on the “Drafts” icon.



11. A case with your patients name and the scan uploaded will have been created.
12. Choose the appropriate procedure.
13. Add patient photos, notes and submit the case. Case will now be active and no longer a “Draft”.

Note: If a Revision make sure to choose the type of revision needed.

a. Aligner Revision – Same Final Occlusion: The lab technicians will review the new records, treatment direction notes, and will automatically send revision trays as needed in 10-15 business days with no approval step.

b. Aligner Update – New Occlusion: There is a fee for this option and a charge per aligner. The lab technicians will review the new records, treatment direction notes and then upload a new Treatment Setup for review, request modifications and then approval. Once approved, revision trays will be sent in 10-15 business days.