

3Shape X1™

Fully Integrated CBCT Scanning Solution





Low dose

High performance 3D imaging

3Shape shook up digital dentistry by introducing higher scanning speeds, ISO-documented accuracy, color scans, automatic shade measurement and much more to our award-winning desktop and intraoral scanners. Now it's time to shake up CBCT scanning with the introduction of 3Shape X1™.

3Shape X1™, our new fully integrated scanning solution gives you clear, sharp, low noise images. 3Shape X1™ introduces innovation like ScanComfort™ technology to improve image accuracy and eliminate the need for fixating your patient's head. And we've built 3Shape X1™ in a distinctly Scandinavian design to create a modern and calming practice space for you.

5 Reasons to choose 3Shape X1™

- **Fully integrated 4-in-1 CBCT scanning solution** combining CBCT, Panoramic, Ceph* and Face scanning
- **Low dose scanning** enabled by powerful reconstruction software
- **No patient head fixation** and improved image stabilization with ScanComfort™ technology
- **Adjustable dynamic Field of View (FOV)** for easy and optimal scanning
- **Enhanced patient comfort** and esthetic performance with distinctive design and function

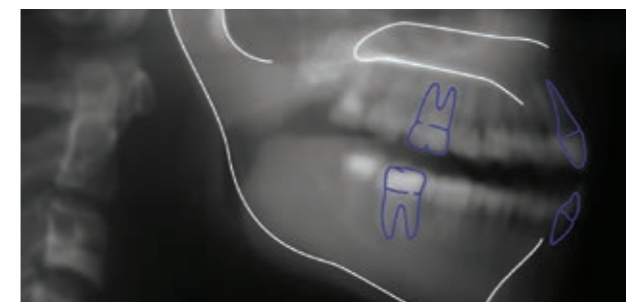
* Ceph scanning available in 2017



ScanComfort™ technology is a unique motion stabilization solution that ensures highest quality Face and CBCT scanning without head fixation.



Dynamic FOV
Adjustable FOV from 2x2 cm. up to 16x15 cm. depending on product model.



Low dose Ceph imaging*
Integrated Cephalometric solution without the need of a Ceph arm.



No head fixation
ScanComfort™ technology enables imaging without head fixation and reduces motion artifacts and retakes.




Precision performance in a radical design

3Shape X1™ is designed for precision, safety and ease of use. A simplified control panel coupled with patient friendly features, make the scanning experience, dare we say? A pleasure for you and your patients. 3Shape X1™ introduces industry firsts like ScanComfort™ technology that eliminates uncomfortable patient head fixation. We also added relaxing ambient lighting, an all-natural, easy to clean, wood chin rest and built 3Shape X1™ in ultra-light carbon.

CBCT scanning is improving patient care. Why not make it simpler and more secure for your patients too with 3Shape X1™.

- ScanComfort™ technology improves image accuracy with no need for patient head fixation
- Ambient lighting reduces unnecessary patient stress for better image quality
- Simple and intuitive user interface for ease of use
- Compact lightweight carbon design ensures minimum vibration and maximum strength in a sleek esthetic tool



Create your digital patient with 3Shape

CBCT imaging is an essential component of the digital dental practice. When integrated with digital workflows, CBCT scans bring unparalleled insight to diagnostics and treatment.

Now by merging CBCT and panoramic scans with digital impressions and Face scans in 3Shape software, you create, in essence, a digital patient – an all-encompassing and predictive view of your patient for diagnostics and treatment planning. 3Shape X1's seamless integration with 3Shape digital solutions like Implant Studio™ makes working with data across software consistent and reliable. While case and file sharing is simple with the 3Shape Communicate™ cloud platform.



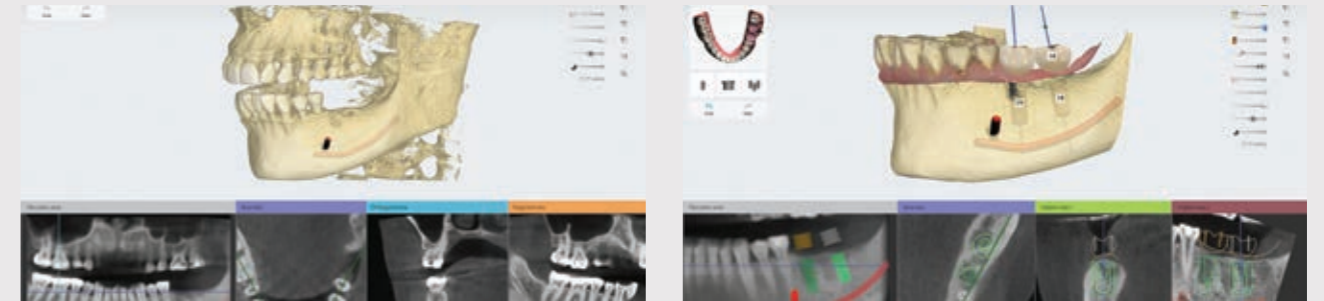
My digital patient
CBCT, TRIOS® and Face scans merged in 3Shape solutions

I'm digital-ready
Case analysis and treatment planning on my device

My digital partner
Seamless sharing of scans and case information

Fully integrated with 3Shape solutions

Take advantage of 3Shape X1's full integration with our software solutions to merge CBCT and intraoral scans for precision diagnostics and planning. You can also choose to export scans to the software of your choice because 3Shape X1 outputs all images in the standard DICOM format.



Implant Studio™ – seamless transition to prosthetic driven implant planning

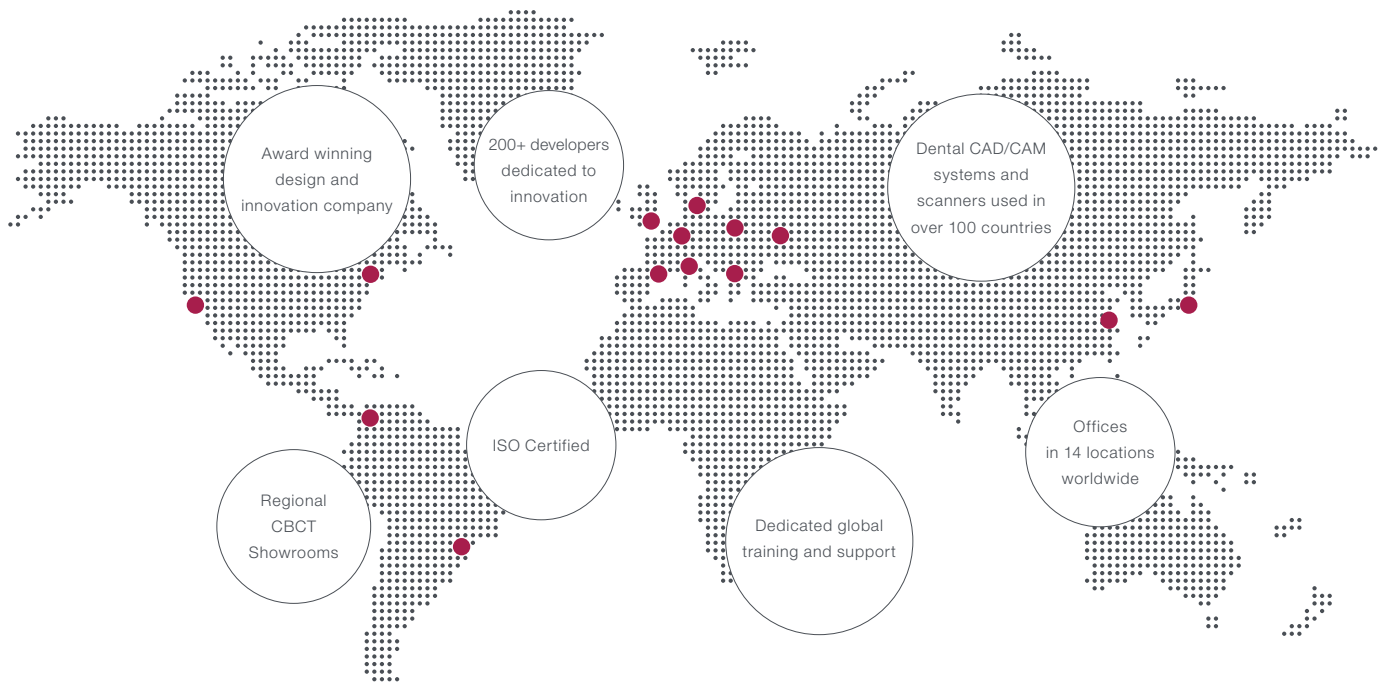
Implant Studio™ is fully integrated into the 3Shape X1™ system. Implant Studio™ merges 3Shape X1™ CBCT scan with TRIOS® digital impressions to create a guided workflow for prosthetic driven planning. Plan cases in Implant Studio™ and then share them with colleagues or send to your lab via 3Shape Communicate™. Your lab can design surgical guides in Implant Studio™ and manufacture them locally for you. The lab can also manage restorative components for your patient treatments.



Ortho Analyzer™ – total treatment planning for orthodontists

Take advantage of a fully integrated workflow with Ortho Analyzer™ and 3Shape X1™ images. Create your digital patient by merging CBCT, Panoramic and Ceph scans from 3Shape X1™ with TRIOS® digital impressions and Face scans. Improve orthodontic case analysis and treatment planning. And increase treatment acceptance with digital treatment presentations for patients and their families.

3Shape develops 3D technologies for dental practices and labs




Backing dentists with care, technology and expertise



Expert
Training



Unlimited
Upgrades



Global
Support

3Shape X1™ CLINicare™ bundles services that are designed to ensure your investment, secure maximum uptime, and help you get the most from your solution year after year.

Find 3Shape online



3Shape.com